



Top product features!

- *Magnetic T-slot sensors offer significant advantages over Reed switch technology*
- *Mounts into any cylinder type – smooth, tie rod, dovetail and integrated profile – using ifm mounting accessories*
- *Quick installation! Sensors mount directly from the top of the cylinder – no need to remove end caps*
- *Excellent repeatability and fast response times enable increased uptime*
- *Unlimited number of switching cycles extends life-in-application*

Compact housing, simple mounting

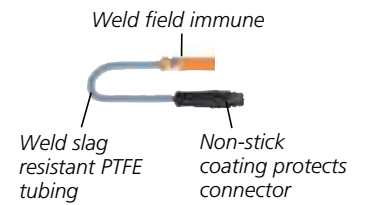
ifm offers miniature T-slot cylinder sensors that easily fit into slot-style cylinders to provide a low-profile mounting. The sensors sit flush against the cylinder slot which prevents physical damage in harsh industrial environments.

Technology comparison

	Reed	ifm Solid State	Solid State Advantages
Durability	Low (1-2 M cycles)	High (unlimited cycles)	ifm cylinder sensor has unlimited number of cycles. Typically, a reed switch is replaced many times during the life of a cylinder.
Repeatability	Low	High	Provides excellent repeatability. Mechanical wear in reed switches can cause the switch point to drift.
Response Time	Low	High	Fast response time. Reed switches with slower response times cannot maintain their accuracy in high speed applications.
Sensitivity	Low	High	Can operate reliably with weak magnetic fields. Reed switches require great magnetic strength for sensing.
Temperature Stability	High	High	Extremely stable operating characteristics over a wide temperature range.
Longevity	Low	High	Immunity from long-term effects of magnetic fields. Contacts on reed switches can become permanently magnetized over time.

MK sensor for welding

Weld field immune sensor's PTFE tubing protects cable damage due to weld slag.



MK dual sensors reduce wiring

Two cylinder sensors per port allows more points and less wiring.



Mounting comparison



Conventional sensors: Cable and mounting screw are placed at opposite ends of the housing. If the cable is pulled, the sensor can be dislodged.



ifm top-loading sensors: Cable and mounting screw are at the same end. If the cable is pulled, the sensor stays put.

Search Bar

IO-Link

Company

1 - 5

Position Sensors

Inductive

6 - 21

Capacitive

22 - 55

Cylinder / valve position

56 - 61

Photoelectrics / lasers / fiber optics

62 - 71

Distance / Application specific

72 - 111

Ultrasonic

112 - 117

118 - 119

Motion Control

Encoders / Speed monitors

120 - 127

Vision Sensors

2D / 3D inspection

128 - 143



Product + accessory selector

Type	No. of Wires	Output Function	Supply Voltage	Switching Frequency (Hz)	Max Load Current (mA)	Electrical Connection	Part No.	List Price (1-pc.)
	3	PNP, N.O.	10...30 VDC	6000	100	Prewired 2 m cable	MK5140	\$55.00
	3	PNP, N.C.	10...30 VDC	6000	100	Prewired 2 m cable	MK5156	\$55.00
	3	NPN, N.O.	10...30 VDC	10000	100	Prewired 2 m cable	MK5114	\$55.00
	2	PNP/NPN, N.O.	10...30 VDC	4000	100	Prewired 2 m cable	MK5103	\$55.00
	3	PNP, N.O.	10...30 VDC	6000	100	M8 Snap-fit 0.3 m pigtail	MK5138	\$55.00
	3	PNP, N.C.	10...30 VDC	6000	100	M8 Snap-fit 0.3 m pigtail	MK5155	\$55.00
	3	NPN, N.O.	10...30 VDC	6000	100	M8 Snap-fit 0.3 m pigtail	MK5137	\$55.00
	2	PNP/NPN, N.O.	10...30 VDC	4000	100	M8 Snap-fit 0.3 m pigtail	MK5104	\$55.00
	3	PNP, N.O.	10...30 VDC	6000	100	M8 Threaded 0.3 m pigtail	MK5159	\$55.00
	3	NPN, N.O.	10...30 VDC	10000	100	M8 Threaded 0.3 m pigtail	MK5152	\$55.00
	3	PNP, N.O.	10...30 VDC	6000	100	M12 Threaded 0.3 m pigtail	MK5139	\$55.00
	3	NPN, N.O.	10...30 VDC	6000	100	M12 Threaded 0.3 m pigtail	MK5186	\$57.00
	4	PNP, N.O.	10...30 VDC	6000	100	M8 Threaded 0.3 m pigtail	MK5208	\$106.00
	4	PNP, N.O.	10...30 VDC	6000	100	M12 Threaded 0.3 m pigtail	MK5209	\$106.00
	3	PNP, N.O.	10...30 VDC	10000	100	M8 Snap-fit 0.3 m pigtail	MK5215	\$65.00
	3	PNP, N.O.	10...30 VDC	10000	100	M12 Threaded 0.3 m pigtail	MK5214	\$66.00

Cordsets

Type	Description	Part No.	List Price (1-pc.)
	M8 Pico DC (3-pin) 2 m, PUR	EVC141	\$14.00
	M8 Pico DC (3-pin) 5 m, PUR	EVC142	\$17.00
	M8 Pico DC (4-pin) 2 m, PUR	EVC150	\$15.00
	M8 Pico DC (4-pin) 5 m, PUR	EVC151	\$18.00

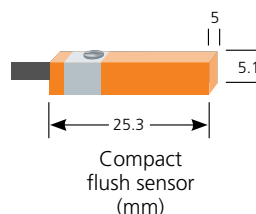
Cordsets

Type	Description	Part No.	List Price (1-pc.)
	M12 Micro DC (4-pin) 2 m, PUR	EVC001	\$11.00
	M12 Micro DC (4-pin) 5 m, PUR	EVC002	\$15.00

▶ See page 56 and 57 for mounting accessories.

Technical Specs

Voltage drop: 2.5 V; except Part Nos. MK5103: 4.5 V; MK5104: 3.5 V
 Min. load current: N/A; except Part Nos. MK5103 and MK5104: 5 mA
 Leakage current: negligible; except Part Nos. MK5103, MK5104: < 0.8 mA
 Operating temperature: -13...185 °F (-25...85 °C)
 Protection rating: IP67
 Cable jacket material: PUR
 Magnetic sensitivity: 2.0 mT; except Part Nos. MK5103, MK5104, MK5114, MK5152, MK5192, MK5196: 2.8 mT
 Travel speed: max > 10 m/s
 Repeatability: < 0.2 mm
 Housing material: PA (polyamide); stainless steel






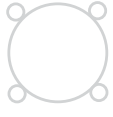







On-time delivery with accuracy

Our goal in the ifm Distribution Center is to ensure uptime in your facility.

- Place orders, tech support**
800-441-8246
- Visit our product catalog**
www.ifm.com/us
- Shop for products online**
Easy ordering via eShop

Safety Technology	Process Sensors	Industrial Networks	ID Systems	Machine Condition	Power Supplies	Wiring Technology
Safety products	Pressure	AS-i network	RF identification systems	Diagnostic systems	Power supplies	Cordset solutions
144 - 155	156 - 175	226 - 239	252 - 253	254 - 259	260 - 263	264 - 277
	176 - 191	240 - 251				
	192 - 207					
	208 - 225					


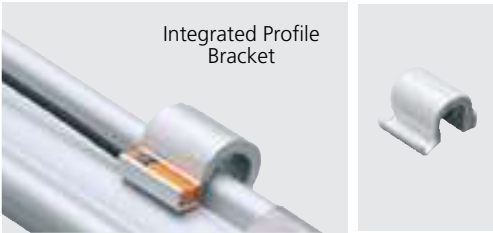



Cylinder Type	Accessory Type	Accessory Description	Part No.	List Price (1-pc.)	
Smooth Cylinder 	Protective Bracket 		Outside Ø 11...19 mm Bore size 7/16 to 9/16" (10-16 mm)	E11975	\$9.00
			Outside Ø 18...29 mm Bore size 7/8 to 1-1/16" (20-25 mm)	E11976	\$9.00
			Outside Ø 28...39 mm Bore size 1-1/4" (32 mm)	E11977	\$10.00
			Outside Ø 38...49 mm Bore size 1-1/2" (40 mm)	E11978	\$10.00
			Outside Ø 48...59 mm Bore size 1-3/4" to 2" (50 mm)	E11979	\$10.00
			Outside Ø 58...69 mm Bore size 2-1/2" (63 mm)	E11980	\$10.00
			Outside Ø 78...89 mm Bore size 3" (80 mm)	E11981	\$11.00
	Outside Ø 98...109 mm Bore size 4" (100 mm)	E11982	\$11.00		
	Mounting Adapter 		Bore size 5/16 to 1/2" (8, 10, 12 mm)	E11816	\$8.00
			Bore size 9/16 to 7/8" (16 & 20 mm)	E11817	\$8.00
			Bore size 1-1/16 to 1-1/4" (25 & 32 mm)	E11818	\$8.00
			Bore size 1-1/2" (40 mm)	E11819	\$9.00
			Bore size 1-3/4 to 2" (50 mm)	E11820	\$9.00
			Bore size 2-1/2" (63 mm)	E11821	\$9.00
Bore size 3" (80 mm)			E11822	\$9.00	
Bore size 4" (100 mm)	E11823	\$9.00			
Tie-Rod Cylinder 	Protective Bracket 		Diameter tie-rod 3...7 mm	E11913	\$10.00
			Diameter tie-rod 5...7 mm	E11912	\$10.00
			Diameter tie-rod 5...11 mm	E11797	\$9.00
			Diameter tie-rod 9...15 mm	E11799	\$10.00
Dovetail Cylinder 	Trapezoidal Slot 		Trapezoidal slot for 12 mm and 1/2" slots	E11796	\$9.00

IO-Link Position Sensors Motion Control Vision Sensors

Company IO-Link Inductive Capacitive Cylinder / valve position Photoelectrics / lasers / fiber optics Distance / Application specific Ultrasonic Encoders / Speed monitors 2D/3D inspection

1 - 5 6 - 21 22 - 55 56 - 61 **62 - 71** 72 - 111 112 - 117 118 - 119 120 - 127 128 - 143

Search Bar

Cylinder Type	Accessory Type	Accessory Description	Part No.	List Price (1-pc.)
Integrated Profile Cylinders 	Integrated Profile Bracket 	Integrated profile thickness diameter 9...15 mm	E11799	\$10.00
		Integrated profile thickness diameter 14...20 mm	E11801	\$12.00
		Protective adapter for T-slot cylinder sensors	E12259	\$8.00
Standard Cylinders 		Standard T-slot cylinders and C-slot cylinders typically do not require adapters.	-	-
If you have a nonstandard cylinder, please contact Technical Support. Call 800-441-8246.				

▶ Can't find the right sensor for your application, call 800-441-8246 or visit www.ifm.com/us

i How do I determine the right accessory for my cylinder type?



- For smooth body cylinders, measure the outside diameter of the cylinder with a micrometer. Select a fixing strap and adapter.
- For tie-rod and integrated profile cylinders, measure the rod on the cylinder. Select an adapter.

R&D that delivers solutions
 ifm R&D engineers design products that reduce machine downtime, increase productivity and simplify installation.

-  **Place orders, tech support**
800-441-8246
-  **Visit our product catalog**
www.ifm.com/us
-  **Shop for products online**
Easy ordering via eShop

Safety Technology

Process Sensors

Industrial Networks

ID Systems

Machine Condition

Power Supplies

Wiring Technology

Safety products

Pressure

Flow

Level

Temperature

AS-i network


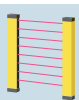
Safety systems

RF identification systems

Diagnostic systems

Power supplies

Cordset solutions



144 - 155

156 - 175

176 - 191

192 - 207

208 - 225

226 - 239

240 - 251

252 - 253

254 - 259

260 - 263

264 - 277




Top product features!

- Magnetic C-slot sensors offer reliable sensing with no moving parts
- Fits all standard cylinders with 4 mm diameter C-slots
- Quick installation! Sensors easily slide into the top of the cylinder – no need to remove end caps
- Excellent repeatability and fast response times enable increased uptime
- Unlimited number of switching cycles extends life-in-application
- Dual cylinder sensor versions simplify wiring – 2 sensor elements

Compact housing, simple mounting

ifm offers miniature C-slot cylinder sensors that are available in flush mount and non-flush mount models. Flush mount sensors are designed for standard C-slot cylinders. Non-flush mount sensors easily fit into small grippers and short stroke cylinders.

Technology comparison

	Reed	 ifm Solid State	Solid State Advantages
Durability	Low (1-2 M cycles)	High (unlimited cycles)	ifm cylinder sensor has unlimited number of cycles. Typically, a reed switch is replaced many times during the life of a cylinder.
Repeatability	Low	High	Provides excellent repeatability. Mechanical wear in reed switches can cause the switch point to drift.
Response Time	Low	High	Fast response time. Reed switches with slower response times cannot maintain their accuracy in high speed applications.
Sensitivity	Low	High	Can operate reliably with weak magnetic fields. Reed switches require great magnetic strength for sensing.
Temperature Stability	High	High	Extremely stable operating characteristics over a wide temperature range.
Longevity	Low	High	Immunity from long-term effects of magnetic fields. Contacts on reed switches can become permanently magnetized over time.

MK dual sensors reduce wiring



Two cylinder sensors per port allow more points and less wiring.

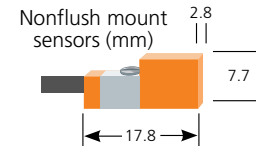
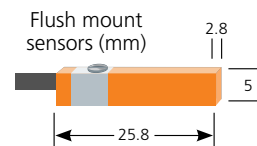
Mounting comparison



Conventional sensors:
Cable and mounting screw are placed at opposite ends of the housing. If the cable is pulled, the sensor can be dislodged.



ifm top-loading sensors:
Cable and mounting screw are at the same end. If the cable is pulled, the sensor stays put.



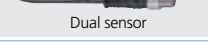





Search Bar




Company	IO-Link	Position Sensors	Inductive	Capacitive	Cylinder / valve position	Photoelectrics / lasers / fiber optics	Distance / Application specific	Ultrasonic	Motion Control	Vision Sensors
1 - 5	6 - 21		22 - 55	56 - 61	62 - 71	72 - 111	112 - 117	118 - 119	120 - 127	128 - 143



Product + accessory selector

Type	No. of Wires	Output Function	Supply Voltage (V DC)	Switching Frequency (Hz)	Max Load Current (mA)	Electrical Connection	Part No.	List Price (1-pc.)		
Flush mount sensors for standard C-slot cylinders 	3	PNP, N.O.	10...30	5000	100	M8 Snap fit 0.3 m pigtail	MK5326	\$58.00		
	3	NPN, N.O.	10...30	10,000	100	M8 Snap fit 0.3 m pigtail	MK5308	\$58.00		
	3	PNP, N.O.	10...30	5000	100	M8 Threaded 0.3 m pigtail	MK5328	\$58.00		
	3	PNP, N.O.	10...30	10,000	100	M12 Threaded 0.3 m pigtail	MK5314	\$58.00		
	3	PNP, N.O.	10...30	5000	100	Prewired 2 m cable	MK5325	\$58.00		
	3	NPN, N.O.	10...30	10,000	100	Prewired 2 m cable	MK5309	\$58.00		
	Dual sensor 		3	PNP, N.O.	10...30	5000	100	M8 Threaded 0.3 m pigtail	MK5350	\$103.00
	Dual sensor 		3	PNP, N.O.	10...30	5000	100	M12 Threaded 0.3 m pigtail	MK5351	\$103.00
	Protective tubing for welding 		3	PNP, N.O.	10...30	10,000	100	M8 Snap-fit 0.3 m pigtail	MK5353	\$62.00
	Nonflush mount sensors for small grippers and short stroke cylinders 	3	PNP, N.O.	10...30	5000	100	M8 Snap fit 0.3 m pigtail	MK5330	\$58.00	
3		NPN, N.O.	10...30	10,000	100	M8 Snap fit 0.3 m pigtail	MK5307	\$58.00		
3		PNP, N.O.	10...30	5000	100	M8 Threaded 0.3 m pigtail	MK5331	\$58.00		
3		PNP, N.O.	10...30	10,000	100	M12 Threaded 0.3 m pigtail	MK5304	\$58.00		
3		PNP, N.O.	10...30	5000	100	Prewired 2 m cable	MK5329	\$58.00		
3		NPN, N.O.	10...30	10,000	100	Prewired 2 m cable	MK5306	\$58.00		
Protective tubing for welding 		3	PNP, N.O.	10...30	10,000	100	M8 Snap fit 0.3 m pigtail	MK5352	\$62.00	

Cordsets

Type	Description	Part No.	List Price (1-pc.)
	M8 Pico DC (3-pin) 2 m, PUR	EVC141	\$14.00
	M8 Pico DC (3-pin) 5 m, PUR	EVC142	\$17.00
	M8 Pico DC (4-pin) 2 m, PUR	EVC150	\$15.00
	M8 Pico DC (4-pin) 5 m, PUR	EVC151	\$18.00
	M12 Micro DC (4-pin) 2 m, PUR	EVC001	\$11.00
	M12 Micro DC (4-pin) 5 m, PUR	EVC002	\$15.00

Technical Specs

Voltage drop:	2.5 V
Min. load current:	N/A
Leakage current:	negligible
Operating temperature:	-13...185 °F (-25...85 °C)
Protection rating:	IP67
Cable jacket material:	PUR
Magnetic sensitivity:	2.0 mT; except Part Nos. MK5304, MK5306, MK5307, MK5308, MK5309, MK5314: 2.8 mT
Travel speed:	max > 10 m/s
Repeatability:	< 0.2 mm
Housing material:	PA (polyamide); stainless steel

▶ Can't find the right sensor for your application, call 800-441-8246 or visit www.ifm.com/us

Safety Technology

Process Sensors

Industrial Networks

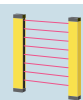
ID Systems

Machine Condition

Power Supplies

Wiring Technology

Safety products



144 - 155

Pressure



156 - 175

Flow



176 - 191

Level



192 - 207

Temperature



208 - 225

AS-i network




226 - 239

Safety systems



240 - 251

RF identification systems



252 - 253

Diagnostic systems



254 - 259

Power supplies



260 - 263

Cordset solutions



264 - 277



Top product features!

- Inductive sensing technology provides non-contact detection of valve position
- One sensor provides two separate outputs indicating open/closed position
- Sensor and target puck feature low-profile design that's 1/4 the size of switchboxes
- Bright LEDs on sensor indicates open/closed valve position
- No open cavities, completely sealed against the effects of liquids


Quarter-turn valve position sensors

Quarter-turn valves with pneumatic actuators are used for process control in industrial automation. Typical applications for these devices include tank farms, diverter valves, valve skids and valve banks.


Traditional valve position feedback solutions can include large switchboxes. These high-maintenance packages are mounted on top of the actuator and use mechanical devices and cams to indicate valve position. Since the mechanical arm must make physical contact with the cam, it can stick, bounce, or actually break. If the switchbox fills with water, other problems can occur including corrosion, loss of signal, and short circuits.

ifm efector's IN Series proximity sensors work on a non-contact sensing principle, and because there are no moving parts, they are less likely to become misaligned, wear out, or break. The IN Series is also unaffected by water ingress because of its completely sealed construction.


An ifm valve position feedback solution includes a sensor, cable assembly and a rotating target puck.



- Step 1** Select an ifm valve position sensor
- Step 2** Select a target puck
- Step 3** Select a cordset



Challenge: Limit switches physically contact cams to indicate valve position. These mechanical switches can stick, break and wear.



Solution: ifm efector's inductive sensing technology provides non-contact sensing of valve position. With no physical contact, the sensor has a long life-in-application.

How does it work?



A rotating puck, which is mounted on the actuator stem, contains two stainless steel targets positioned 90° apart on the puck at different heights.

As the valve opens and closes, the puck rotates, moving a target in front of the sensor providing valve position feedback.

Company	IO-Link	Position Sensors						Motion Control	Vision Sensors
	IO-Link	Inductive	Capacitive	Cylinder / valve position	Photoelectrics / lasers / fiber optics	Distance / Application specific	Ultrasonic	Encoders / Speed monitors	2D / 3D inspection
1 - 5	6 - 21	22 - 55	56 - 61	62 - 71	72 - 111	112 - 117	118 - 119	120 - 127	128 - 143



Product + accessory selector

1 Type	Dimensions	Output Function	Solenoid Control Output	Supply Voltage (V)	Switching Frequency (Hz)	Max. Load Current (mA)	Electrical Connection	Part No.	List Price (1-pc.)
	40 x 26 x 47	2 x PNP, N.O.	no	10...36	1300	250	1 x M12	IN5327	\$164.00
NEW!	60 x 33 x 92	2 x PNP, N.O.	yes	10...30	500	100	2 x M12*	IN5417	\$213.00
	40 x 26 x 92	2 x N.O.	no	20...140 AC / 10...140 DC	25	200	1 x 7/8"	IN0117	\$175.00
	60 x 33 x 92	2 x PNP, N.O.	yes	10...30	500	100	2 x terminal chamber	IN5409	\$213.00
NEW!	60 x 33 x 92	2 x N.O.	yes	20...250 AC / DC	25 AC / 50 DC	350 AC / 100 DC	2 x terminal chamber	IN0131	\$185.00

* 1 male M12 connector and 1 female M12 connector.

Sensing range: 4 mm nonflush, Protection: IP67, Operating temp: -13...176 °F (-25...80 °C) except Part No. IN0131: -13...158 °F (-25...70 °C)

NEW! ifm's new target pucks for position feedback on quarter-turn actuators reduce installation complexity. The pucks are visible from a distance thanks to bright yellow position indicators.

ifm offers:



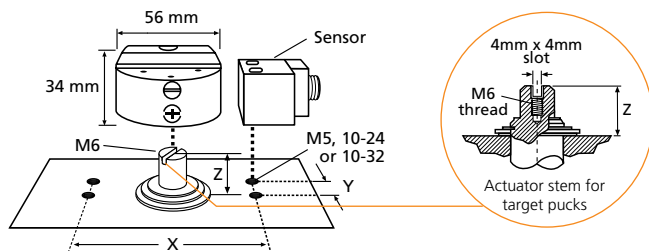
Basic puck version for standard 90 degree applications



Adjustable puck for applications with different position of the target

2 Selecting a puck kit

Select a puck kit according to the dimensions of your ISO Namur actuator. The X and Y dimensions are the position of the actuator mounting holes. The Z dimension is the height of the actuator stem.



Dimensions XxYxZ (mm)	Puck Style	Puck mounting screw thread	Sensor mounting screw thread	Part No.	List Price (1-pc.)
80 x 30 x 20	basic	M6	10-24, 10-32, M5	UV0019	\$35.00
80 x 30 x 20	adjustable	M6	10-24, 10-32, M5	UV0021	\$45.00
80 x 30 x 30	basic	M6	10-24, 10-32, M5	UV0020	\$35.00
80 x 30 x 30	adjustable	M6	10-24, 10-32, M5	UV0022	\$45.00
130 x 30 x 30	basic	M6	10-24, M5	U20114	\$49.00
130 x 30 x 50	basic	M6	10-24, M5	U20118	\$60.00

Cordsets

3 Type	Description	Part No.	List Price (1-pc.)
	M12 Micro DC (4-pin), 5 m, PVC	EVT001	\$20.00
	M12 Micro DC (4-pin), 10 m, PVC	EVT002	\$24.00
	M12 Micro DC (4-pin), 25 m, PVC	EVT003	\$37.00
	7/8" Mini AC (5-pin) 2 m, PVC	E18042	\$37.00
	7/8" Mini AC (5-pin) 4 m, PVC	E18043	\$50.00
	M12 Micro DC (4-pin), 5 m, PVC	EVT072	\$22.00
	M12 Micro DC (4-pin), 10 m, PVC	EVT073	\$23.00

Accessories for IN5409 and IN0131

Type	Description	Part No.	List Price (1-pc.)
	Cable gland · M20 x 1.5 Housing materials: PA 6.6	E12208	\$4.00
	Protective cap · M20 x 1.5 Housing materials: PA 6.6	E12209	\$4.00
	Protective cover for screw slots (10 pack)	E12212	\$6.00

Safety Technology

Process Sensors

Industrial Networks

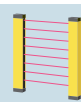
ID Systems

Machine Condition

Power Supplies

Wiring Technology

Safety products



144 - 155

Pressure



156 - 175

Flow



176 - 191

Level



192 - 207

Temperature



208 - 225

AS-i network




226 - 239

Safety systems



240 - 251

RF identification systems



252 - 253

Diagnostic systems



254 - 259

Power supplies



260 - 263

Cordset solutions



264 - 277



Top product features!

- Actuator Sensor-interface networks an entire system of valves
- Non-contact sensor detects open and closed position of quarter-turn valves
- AS-i networking connects up to 62 quarter-turn and 62 solenoid valves
- Connects to DeviceNet, Profibus, and Ethernet
- Parallel wiring is replaced by a 2-wire cable carrying both data and power

Integrated AS-i networking connection for pneumatic valves



Valve applications such as tank farms and valve skids require a large number of feedback devices. These devices are connected back to a PLC which monitors valve position. With the growing number of valves being used and minimal plant floor space available, wiring has become time-consuming and difficult to troubleshoot. To reduce wiring, a simple solution is to apply the AS-i networking system.

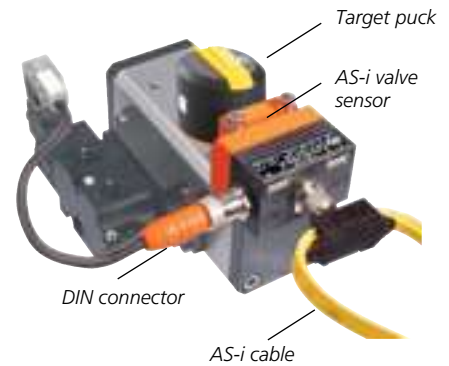
AS-i networks an entire system of valves with only one 2-wire cable, completely eliminating wire bundles. Valve position sensors with AS-i connectivity provide an integrated connection for the solenoid valve. Connection to the control unit is made with a 2-wire AS-i cable.

This solution provides remote indication of valve status and can connect to higher level bus systems via DeviceNet, Profibus, and Ethernet. Up to 62 quarter-turn valve feedback devices and 62 solenoids can be connected to one AS-i master.

- Connects to higher-level bus systems
- Provides non-contact valve position
- Sensor and puck feature low-profile design that is one-quarter the size of a switchbox
- The valve sensor uses an integrated output for the solenoid valve.
- Mounts on all ISO standard type actuators.

Please refer to pages 202 -217 for more details and products for AS-i networking.

An ifm AS-i valve feedback solution includes a sensor, cable assembly, rotating target puck and AS-i cable



- Step 1** Select an ifm valve position sensor
- Step 2** Select a target puck
- Step 3** Select a DIN-style connector

Company	IO-Link		Position Sensors				Motion Control		Vision Sensors	
	IO-Link	Inductive	Capacitive	Cylinder / valve position	Photoelectrics / lasers / fiber optics	Distance / Application specific	Ultrasonic	Encoders / Speed monitors	2D / 3D inspection	
1 - 5	6 - 21	22 - 55	56 - 61	62 - 71	72 - 111	112 - 117	118 - 119	120 - 127	128 - 143	

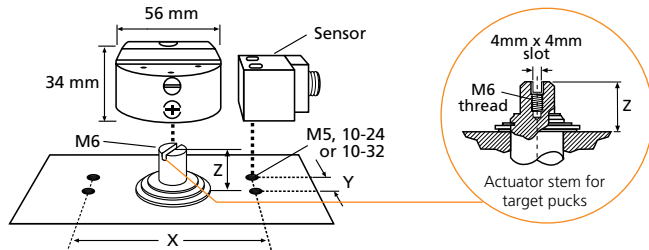


Product + accessory selector

1 Type	Dimensions	Sensing Range (mm)	Material	Supply Voltage (V DC)	Protection	Switching Frequency (Hz)	Max. Load Current (mA)	Part No.	List Price (1-pc.)
AS-i connection · M12 connector · 2 inputs									
	55 x 60 x 35	4 nf	PBT (Pocan)	26.5...31.6	IP67	–	–	AC2315	\$235.00
AS-i connection · M12 connector · 2 inputs / 1 output · Output function transistor PNP									
	55 x 60 x 35	4 nf	PBT (Pocan)	26.5...31.6	IP67	–	100	AC2316	\$252.00
AS-i connection · M12 connector · 2 inputs / 2 outputs · Output function transistor PNP									
	55 x 60 x 35	4 nf	PBT (Pocan)	26.5...31.6	IP67	–	100	AC2317	\$277.00

2 Selecting a puck kit

Select a puck kit according to the dimensions of your ISO Namur actuator. The X and Y dimensions are the position of the actuator mounting holes. The Z dimension is the height of the actuator stem.



Dimensions XxYxZ (mm)	Puck Style	Puck mounting screw thread	Sensor mounting screw thread	Part No.	List Price (1-pc.)
80 x 30 x 20	basic	M6	10-24, 10-32, M5	UV0019	\$35.00
80 x 30 x 20	adjustable	M6	10-24, 10-32, M5	UV0021	\$45.00
80 x 30 x 30	basic	M6	10-24, 10-32, M5	UV0020	\$35.00
80 x 30 x 30	adjustable	M6	10-24, 10-32, M5	UV0022	\$45.00
130 x 30 x 30	basic	M6	10-24, M5	U20114	\$49.00
130 x 30 x 50	basic	M6	10-24, M5	U20118	\$60.00

NEW! ifm's new target pucks for position feedback on quarter-turn actuators reduce installation complexity. The pucks are visible from a distance thanks to bright yellow position indicators.

ifm offers:

- Basic puck version for standard 90 degree applications
- Adjustable puck for applications with different position of the target

3 DIN patchcords

Type	Description	Part No.	List Price (1-pc.)
	DIN A (18 mm) to M12 Micro DC patchcords, 0.3 m	E11416	\$29.00
	DIN B (10 mm) to M12 Micro DC patchcords, 0.3 m	E11421	\$29.00
	DIN C (8 mm) to M12 Micro DC patchcords, 0.3 m	E11426	\$31.00

Safety Technology

Process Sensors

Industrial Networks

ID Systems

Machine Condition

Power Supplies


Wiring Technology




144 - 155



156 - 175



176 - 191



192 - 207



208 - 225



226 - 239



240 - 251



252 - 253



254 - 259



260 - 263



264 - 277